

Rawboard

SAFETY DATA SHEET (MSDS)

Revision Date: 29/7/2020

SECTION 1 - IDENTIFICATION OF THE MATERIAL AND SUPPLIER

1.1 Product identifier

Product name: Rawboard

Other names: Particleboard

Other means of identification: Not available

1.2 Uses of product

Identified uses: Used for the construction of furniture and cabinets. General purpose building boards. Use according to manufacturer's directions.

1.3 Details of the supplier of the safety data sheet

Registered company name: ForestOne

Address: 601 Victoria Street, Abbotsford, VIC 3067

Telephone: (03) 9647 9911

Website: www.forest.one

1.4 Emergency telephone number

Association/organisation: Poison Information Centre

Emergency telephone numbers: 13 11 26

Other emergency telephone numbers: Not available

SECTION 2 - HAZARDS IDENTIFICATION

2.1 Classification of the substance or mixture

NON-HAZARDOUS CHEMICAL. NON-DANGEROUS GOODS.

According to the WHS Regulations and the ADG Code.

Poisons Schedule: Not applicable

Classification [1]: Not applicable

2.2 Label elements

Hazard pictogram(s): Not applicable

Signal word: Not applicable

2.3 Statement(s)

Hazard statement(s)

Not applicable

Precautionary statement(s) Prevention

Not applicable

Precautionary statement(s) Response

Not applicable

Precautionary statement(s) Storage

Not applicable

Precautionary statement(s) Disposal

Not applicable

2.4 Hazard information

Health Hazard Information

Formaldehyde gas may be released under some conditions. However, in well-ventilated storage areas and workplaces, the concentration of formaldehyde is unlikely to exceed the World Health Organisation standard of 0.1ppm for the general environment and it will be well below the Worksafe Australia occupational Exposure Standard of 1.0ppm. Wood dust will be given off from machining the product, and gas and vapour may be produced from heat processing. The known health effects from wood dust and formaldehyde are as follows:

Wood dust: Dust and splinters may cause irritation of the nose and throat, eyes and skin. Some woods may also be sensitisers, and some people may develop allergic dermatitis or asthma. Inhalation of wood dust may increase the risk of nasal and Para-nasal sinus cancer. Wood dust has been evaluated by the International Agency for Research on Cancer (IARC) as Group 1, carcinogenic to humans.

Formaldehyde: Formaldehyde gas and dilute solution of formaldehyde in water are irritating to the nose and throat, eyes and skin. The solutions are also sensitisers and contact dermatitis has been reported. Formaldehyde has been evaluated by the International Agency for Research on Cancer (IARC) as Group 2A, probably carcinogenic to humans. The IARC again evaluated formaldehyde in June 2004 and concluded that "there are adequate data available from humans for an increased risk of nasopharyngeal cancer" and that formaldehyde should now be classified as Group 1, carcinogenic to humans.

SECTION 3 - COMPOSITION/INFORMATION ON INGREDIENTS**3.1 Substances**

See section below for composition of mixtures

3.2 Composition:

CAS No	%[weight]	Name
Not available	75-90	Wood particles
25036-13-9	0-15	Melamine/urea/formaldehyde resin
9011-05-6	0-15	Urea/formaldehyde resin
Not available	Balance	Ingredients determined not to be hazardous

SECTION 4 - FIRST AID MEASURES**4.1 Eye contact**

If this product comes in contact with the eyes:

- Wash out immediately with fresh running water
- Ensure complete irrigation of the eye by keeping eyelids apart and away from eye and moving the eyelids by occasionally lifting the upper and lower lids
- Seek medical attention without delay; if pain persists or recurs seek medical attention
- Removal of contact lenses after an eye injury should only be undertaken by skilled personnel

4.2 Skin contact

If skin contact occurs:

- Immediately remove all contaminated clothing, including footwear
- Flush skin and hair with running water (and soap if available)
- Seek medical attention in event of irritation

4.3 Inhalation

- If fumes, aerosols or combustion products are inhaled remove from contaminated area
- Other measures are usually unnecessary

4.4 Ingestion

- If swallowed do NOT induce vomiting
- If vomiting occurs, lean patient forward or place on left side (head-down position, if possible) to maintain open airway and prevent aspiration
- Observe the patient carefully
- Never give liquid to a person showing signs of being sleepy or with reduced awareness; i.e. becoming unconscious
- Give water to rinse out mouth, then provide liquid slowly and as much as casualty can comfortably drink
- Seek medical advice

Indication of any immediate medical attention and special treatment needed

Treat symptomatically.

SECTION 5 - FIREFIGHTING MEASURES

5.1 Extinguishing media

- There is no restriction on the type of extinguisher which may be used
- Use extinguishing media suitable for surrounding area

5.2 Special hazards arising from the substrate or mixture

Fire Incompatibility:

- Avoid contamination with oxidising agents i.e. nitrates, oxidising acids, chlorine bleaches, pool chlorine etc. as ignition may result

5.3 Advice for firefighters

Fire fighting:

- Alert Fire Brigade and tell them location and nature of hazard
- Wear breathing apparatus plus protective gloves in the event of a fire
- Prevent, by any means available, spillage from entering drains or water courses
- Use fire fighting procedures suitable for surrounding area
- DO NOT approach containers suspected to be hot
- Cool fire exposed containers with water spray from a protected location
- If safe to do so, remove containers from path of fire
- Equipment should be thoroughly decontaminated after use

Fire/explosion hazard:

- Solid which exhibits difficult combustion or is difficult to ignite
- Avoid generating dust, particularly clouds of dust in a confined or unventilated space as dusts may form an explosive mixture with air, and any source of ignition, i.e. flame or spark, will cause fire or explosion
- Dust clouds generated by the fine grinding of the solid are a particular hazard; accumulations of fine dust (420 micron or less) may burn rapidly and fiercely if ignited; once initiated larger particles up to 1400 microns diameter will contribute to the propagation of an explosion
- A dust explosion may release large quantities of gaseous products; this in turn creates a subsequent pressure rise of explosive force capable of damaging plant and buildings and injuring people
- Usually the initial or primary explosion takes place in a confined space such as plant or machinery, and can be of sufficient force to damage or rupture the plant. If the shock wave from the primary explosion enters the surrounding area, it will disturb any settled dust layers, forming a second dust cloud, and often initiate a much larger secondary explosion. All large scale explosions have resulted from chain reactions of this type
- Dry dust can also be charged electrostatically by turbulence, pneumatic transport, pouring, in exhaust ducts and during transport
- Build-up of electrostatic charge may be prevented by bonding and grounding
- Powder handling equipment such as dust collectors, dryers and mills may require additional protection measures such as explosion venting
- All movable parts coming in contact with this material should have a speed of less than 1-metre/sec

Combustion products include:

- Carbon Monoxide (CO)
- Carbon Dioxide (CO₂)
- Aldehyde
- Nitrogen Oxide (NO_x)

SECTION 5 - FIREFIGHTING MEASURES

5.3 Advice for Firefighters (continued)

Combustion products include (continued):

- Other pyrolysis products typical of burning organic material
- May emit poisonous fumes
- May emit corrosive fumes

HAZCHEM:

Not applicable

SECTION 6 - ACCIDENTAL RELEASE MEASURES

6.1 Personal precautions, protective equipment and emergency procedures

See section 8

6.2 Environmental precautions

See section 12

6.3 Methods and material for containment and cleaning up

Minor spills

- Clean up waste regularly and abnormal spills immediately
- Avoid breathing dust and contact with skin and eyes
- Wear protective clothing, gloves, safety glasses and dust respirator
- Use dry clean up procedures and avoid generating dust
- Vacuum up or sweep up
NOTE: Vacuum cleaner must be fitted with an exhaust micro filter (HEPA type) (consider explosion-proof machines designed to be grounded during storage and use)
- Dampen with water to prevent dusting before sweeping
- Place in suitable containers for disposal

Major spills

Moderate hazard

- **CAUTION:** Advise personnel in area
- Alert Emergency Services and tell them location and nature of hazard
- Control personal contact by wearing protective clothing
- Prevent, by any means available, spillage from entering drains or water courses
- Recover product wherever possible
- IF DRY: Use dry clean up procedures and avoid generating dust. Collect residues and place in sealed plastic bags or other containers for disposal
IF WET: Vacuum/shovel up and place in labelled containers for disposal
- ALWAYS: Wash area down with large amounts of water and prevent runoff into drains
- If contamination of drains or waterways occurs, advise Emergency Services

Personal Protective Equipment advice is contained in Section 8 of the SDS.

SECTION 7 - HANDLING AND STORAGE**7.1 Precautions for safe handling****Safe handling**

- Organic powders when finely divided over a range of concentrations regardless of particulate size or shape and suspended in air or some other oxidizing medium may form explosive dust-air mixtures and result in a fire or dust explosion (including secondary explosions)
- Minimise airborne dust and eliminate all ignition sources. Keep away from heat, hot surfaces, sparks, and flame
- Establish good housekeeping practices
- Remove dust accumulations on a regular basis by vacuuming or gentle sweeping to avoid creating dust clouds
- Use continuous suction at points of dust generation to capture and minimise the accumulation of dusts. Particular attention should be given to overhead and hidden horizontal surfaces to minimise the probability of a “secondary” explosion. According to NFPA Standard 654, dust layers 1/32 in. (0.8 mm) thick can be sufficient to warrant immediate cleaning of the area
- Do not use air hoses for cleaning
- Minimise dry sweeping to avoid generation of dust clouds. Vacuum dust-accumulating surfaces and remove to a chemical disposal area. Vacuums with explosion-proof motors should be used
- Control sources of static electricity. Dusts or their packages may accumulate static charges, and static discharge can be a source of ignition
- Solids handling systems must be designed in accordance with applicable standards (e.g. NFPA including 654 and 77) and other national guidance
- Do not empty directly into flammable solvents or in the presence of flammable vapours
- The operator, the packaging container and all equipment must be grounded with electrical bonding and grounding systems. Plastic bags and plastics cannot be grounded, and antistatic bags do not completely protect against development of static charges
- Empty containers may contain residual dust which has the potential to accumulate following settling. Such dusts may explode in the presence of an appropriate ignition source
- **Do NOT cut, drill, grind or weld such containers**
- In addition ensure such activity is not performed near full, partially empty or empty containers without appropriate workplace safety authorisation or permit
- Limit all unnecessary personal contact
- Wear protective clothing when risk of exposure occurs
- Use in a well-ventilated area
- Avoid contact with incompatible materials
- When handling, **DO NOT eat, drink or smoke**
- Keep containers securely sealed when not in use
- Avoid physical damage to containers
- Always wash hands with soap and water after handling
- Work clothes should be laundered separately
- Use good occupational work practice
- Observe manufacturer’s storage and handling recommendations contained within this SDS
- Atmosphere should be regularly checked against established exposure standards to ensure safe working conditions are maintained

SECTION 7 - HANDLING AND STORAGE

7.1 Precautions for safe handling (continued)

Other information

- Store in original containers
- Keep containers securely sealed
- Store in a cool, dry area protected from environmental extremes
- Store away from incompatible materials and foodstuff containers
- Protect containers against physical damage and check regularly for leaks
- Observe manufacturer’s storage and handling recommendations contained within this SDS

For major quantities:

- Consider storage in bunded areas - ensure storage areas are isolated from sources of community water (including stormwater, ground water, lakes and streams)
- Ensure that accidental discharge to air or water is the subject of a contingency disaster management plan; this may require consultation with local authorities

7.2 Conditions for safe storage, including any incompatibilities

Suitable container

- Polyethylene or polypropylene container
- Check all containers are clearly labelled and free from leaks

Storage incompatibility

- Avoid reaction with oxidising agents, bases and strong reducing agents
- Avoid strong acids, acid chlorides, acid anhydrides and chloroformates



X — Must not be stored together

O — May be stored together with specific preventions

+ — May be stored together

SECTION 8 - EXPOSURE CONTROLS, PERSONAL PROTECTION

8.1 Occupational Exposure Limits (OEL)

Ingredient data

Not available

8.2 Emergency limits



Ingredient	Material Name	TEEL-1	TEEL-2	TEEL-3
Rawboard	Not available	Not available	Not available	Not available

Ingredient	Original IDLH	Revised IDLH
Melamine/urea/formaldehyde resin	Not available	Not available
Urea/formaldehyde resin	Not available	Not available

8.3 Occupational exposure banding


Ingredient	Occupational Exposure Banding	Occupational Exposure Band Limit
Melamine/urea/formaldehyde resin	D	> 0.01 to ≤ 0.1 mg/m ³
Urea/formaldehyde resin	E	≤ 0.01 mg/m ³
Notes	Occupational exposure banding is a process of assigning chemicals into specific categories or bands based on a chemical's potency and the adverse health outcomes associated with exposure. The output of this process is an occupational exposure band (OEB), which corresponds to a range of exposure concentrations that are expected to protect worker health.	

8.4 Exposure controls

Appropriate engineering controls	General exhaust is adequate under normal operating conditions.
Personal protection	
Eye and face protection 	<ul style="list-style-type: none"> Safety glasses with side shields. Chemical goggles. Contact lenses may pose a special hazard; soft contact lenses may absorb and concentrate irritants. A written policy document, describing the wearing of lenses or restrictions on use, should be created for each workplace or task. This should include a review of lens absorption and adsorption for the class of chemicals in use and an account of injury experience. Medical and first-aid personnel should be trained in their removal and suitable equipment should be readily available. In the event of chemical exposure, begin eye irrigation immediately and remove contact lens as soon as practicable. Lens should be removed at the first signs of eye redness or irritation - lens should be removed in a clean environment only after workers have washed hands thoroughly. [CDC NIOSH Current Intelligence Bulletin 59], [AS/NZS 1336 or national equivalent].
Skin protection	See Hand protection below



SECTION 8 - EXPOSURE CONTROLS, PERSONAL PROTECTION

8.4 Exposure controls (continued)

<p>Hands/feet protection</p> 	<p>NOTE:</p> <ul style="list-style-type: none"> • The material may produce skin sensitisation in predisposed individuals. Care must be taken, when removing gloves and other protective equipment, to avoid all possible skin contact. • Contaminated leather items, such as shoes, belts and watch-bands should be removed and destroyed. <p>The selection of suitable gloves does not only depend on the material, but also on further marks of quality which vary from manufacturer to manufacturer. Where the chemical is a preparation of several substances, the resistance of the glove material can not be calculated in advance and has therefore to be checked prior to the application. The exact break through time for substances has to be obtained from the manufacturer of the protective gloves and has to be observed when making a final choice. Personal hygiene is a key element of effective hand care. Gloves must only be worn on clean hands. After using gloves, hands should be washed and dried thoroughly. Application of a non-perfumed moisturiser is recommended. Suitability and durability of glove type is dependent on usage. Important factors in the selection of gloves include:</p> <ul style="list-style-type: none"> • Frequency and duration of contact • Chemical resistance of glove material • Glove thickness • Dexterity <p>Select gloves tested to a relevant standard (e.g. Europe EN 374, US F739, AS/NZS 2161.1 or national equivalent).</p> <ul style="list-style-type: none"> • When prolonged or frequently repeated contact may occur, a glove with a protection class of 5 or higher (breakthrough time greater than 240 minutes according to EN 374, AS/NZS 2161.10.1 or national equivalent) is recommended. • When only brief contact is expected, a glove with a protection class of 3 or higher (breakthrough time greater than 60 minutes according to EN 374, AS/NZS 2161.10.1 or national equivalent) is recommended. • Some glove polymer types are less affected by movement and this should be taken into account when considering gloves for long-term use. • Contaminated gloves should be replaced. <p>As defined in ASTM F-739-96 in any application, gloves are rated as:</p> <ul style="list-style-type: none"> • Excellent when breakthrough time > 480 min • Good when breakthrough time > 20 min • Fair when breakthrough time < 20 min • Poor when glove material degrades <p>For general applications, gloves with a thickness typically greater than 0.35 mm, are recommended. It should be emphasised that glove thickness is not necessarily a good predictor of glove resistance to a specific chemical, as the permeation efficiency of the glove will be dependent on the exact composition of the glove material. Therefore, glove selection should also be based on consideration of the task requirements and knowledge of breakthrough times.</p> <p>Glove thickness may also vary depending on the glove manufacturer, the glove type and the glove model. Therefore, the manufacturers' technical data should always be taken into account to ensure selection of the most appropriate glove for the task.</p>
--	---

SECTION 8 - EXPOSURE CONTROLS, PERSONAL PROTECTION

8.4 Exposure controls (continued)

<p>Hands/feet protection</p> 	<p>Note: Depending on the activity being conducted, gloves of varying thickness may be required for specific tasks. For example:</p> <ul style="list-style-type: none"> • Thinner gloves (down to 0.1 mm or less) may be required where a high degree of manual dexterity is needed. However, these gloves are only likely to give short duration protection and would normally be just for single use applications, then disposed of. • Thicker gloves (up to 3 mm or more) may be required where there is a mechanical (as well as a chemical) risk i.e. where there is abrasion or puncture potential <p>Gloves must only be worn on clean hands. After using gloves, hands should be washed and dried thoroughly. Application of a non-perfumed moisturiser is recommended.</p> <p>Experience indicates that the following polymers are suitable as glove materials for protection against undissolved, dry solids, where abrasive particles are not present.</p> <ul style="list-style-type: none"> • Polychloroprene • Nitrile rubber • Butyl rubber • Fluorocaoutchouc • Polyvinyl Chloride <p>Gloves should be examined for wear and/ or degradation constantly.</p>
<p>Body protection</p>	<p>See Other protection below</p>
<p>Other protection</p> 	<ul style="list-style-type: none"> • Overalls • P.V.C apron • Barrier cream • Skin cleansing cream • Eye wash unit

SECTION 8 - EXPOSURE CONTROLS, PERSONAL PROTECTION

8.6 Respiratory protection

Type AX-P Filter of sufficient capacity (AS/NZS 1716 & 1715, EN 143:2000 & 149:2001, ANSI Z88 or national equivalent). Selection of the Class and Type of respirator will depend upon the level of breathing zone contaminant and the chemical nature of the contaminant. Protection Factors (defined as the ratio of contaminant outside and inside the mask) may also be important.

Required minimum protection factor	Maximum gas/vapour concentration present in air ppm (by volume)	Half-face respirator	Full-face respirator
up to 10	1000	AX-AUS / Class1 P2	-
up to 50	1000	-	AX-AUS / Class 1 P2
up to 50	5000	Airline*	-
up to 100	5000	-	AX-2 P2
up to 100	10000	-	AX-3 P2
100+			Airline**

* - Continuous Flow ** - Continuous-flow or positive pressure demand

A (All classes) = Organic vapours, B AUS or B1 = Acid gasses, B2 = Acid gas or hydrogen cyanide (HCN), B3 = Acid gas or hydrogen cyanide (HCN), E = Sulfur dioxide (SO2), G = Agricultural chemicals, K = Ammonia (NH3), Hg = Mercury, NO = Oxides of nitrogen, MB = Methyl bromide, AX = Low boiling point organic compounds (below 65°C)

- Respirators may be necessary when engineering and administrative controls do not adequately prevent exposures
- The decision to use respiratory protection should be based on professional judgment that takes into account toxicity information, exposure measurement data, and frequency and likelihood of the worker’s exposure - ensure users are not subject to high thermal loads which may result in heat stress or distress due to personal protective equipment (powered, positive flow, full face apparatus may be an option)
- Published occupational exposure limits, where they exist, will assist in determining the adequacy of the selected respiratory protection. These may be government mandated or vendor recommended
- Certified respirators will be useful for protecting workers from inhalation of particulates when properly selected and fit tested as part of a complete respiratory protection program
- Use approved positive flow mask if significant
- Try to avoid creating dust conditions

SECTION 9 - PHYSICAL AND CHEMICAL PROPERTIES

Information on basic physical and chemical properties

Appearance	Solid	Relative density (Water = 1)	0.6 – 0.8
Physical state	Solid	Partition coefficient n-octanol / water	Not available
Odour	Not available	Auto-ignition temperature (°C)	Not available
Odour Threshold	Not available	Decomposition temperature	Not available
pH (as supplied)	Not available	Viscosity (cSt)	Not available
Melting point / freezing point (°C)	Not available	Molecular weight (g/mol)	Not applicable
Melting point / freezing point (°C)	Not available	Taste	Not available
Flash point (°C)	Not applicable	Explosive properties	Not available
Evaporation rate	Not available	Oxidising properties	Not available
Flammability	Not applicable	Surface Tension (dyn/cm or mN/m)	Not applicable
Upper Explosive Limit (%)	Not applicable	Volatile Component (%vol)	Not applicable
Upper Explosive Limit (%)	Not applicable	Gas group	Not available
Vapour pressure (kPa)	Not available	pH as a solution (1%)	Not available
Solubility in water	Not available	VOC g/L	Not applicable
Vapour density (Air = 1)	Not available		

SECTION 10 - STABILITY AND REACTIVITY

Reactivity

See section 7

Chemical stability

- Unstable in the presence of incompatible materials
- Product is considered stable
- Hazardous polymerisation will not occur

Possibility of hazardous reactions

See section 7

Conditions to avoid

See section 7

Incompatible materials

See section 7

Hazardous decomposition products

See section 5

SECTION 11 - TOXICOLOGICAL INFORMATION**11.1 Information on toxicological effects****Inhaled**

Inhalation of dusts, generated by the material, during the course of normal handling, may be harmful. The material is not thought to produce respiratory irritation (as classified by EC Directives using animal models). Nevertheless inhalation of dusts, or fumes, especially for prolonged periods, may produce respiratory discomfort and occasionally, distress.

Ingestion

Accidental ingestion of the material may be damaging to the health of the individual.

Skin contact

There is some evidence to suggest that this material can cause inflammation of the skin on contact in some persons.

Skin contact with the material may damage the health of the individual; systemic effects may result following absorption.

Open cuts, abraded or irritated skin should not be exposed to this material.

Entry into the blood-stream, through, for example, cuts, abrasions or lesions, may produce systemic injury with harmful effects. Examine the skin prior to the use of the material and ensure that any external damage is suitably protected.

Eye

There is some evidence to suggest that this material can cause eye irritation and damage in some persons.

Chronic

Substance accumulation, in the human body, may occur and may cause some concern following repeated or long-term occupational exposure.

	Toxicity	Irritation
Rawboard	Not available	Not available
Melamine/urea/formaldehyde resin	Oral (rat) LD50: >5000 mg/kg[2]	Not available
Urea/formaldehyde resin	dermal (rat) LD50: >2100 mg/kg[2] Inhalation (rat) LC50: >0.167 mg/l/4hE[2] Oral (rat) LD50: 8394 mg/kg[2]	Eye (rabbit): 0.1 ul/24h –SEVERE Skin (rabbit): 500 mg/24h-SEVERE
Legend:	1. Value obtained from Europe ECHA Registered Substances - Acute toxicity 2.* Value obtained from manufacturer's SDS. Unless otherwise specified data extracted from RTECS - Register of Toxic Effect of chemical Substances	

Urea/formaldehyde resin

NOTE: Substance has been shown to be mutagenic in at least one assay, or belongs to a family of chemicals producing damage or change to cellular DNA.

Somnolence, impaired liver function tests, changes in leucocyte (WBC) count recorded.

SECTION 11 - TOXICOLOGICAL INFORMATION

Melamine/urea/formaldehyde resin & Urea/formaldehyde resin

The following information refers to contact allergens as a group and may not be specific to this product. Contact allergies quickly manifest themselves as contact eczema, more rarely as urticaria or Quincke's oedema. The pathogenesis of contact eczema involves a cell-mediated (T lymphocytes) immune reaction of the delayed type. Other allergic skin reactions, e.g. contact urticaria, involve antibody-mediated immune reactions. The significance of the contact allergen is not simply determined by its sensitisation potential: the distribution of the substance and the opportunities for contact with it are equally important. A weakly sensitising substance which is widely distributed can be a more important allergen than one with stronger sensitising potential with which few individuals come into contact. From a clinical point of view, substances are noteworthy if they produce an allergic test reaction in more than 1% of the persons tested.

Acute Toxicity	X
Skin Irritation/Corrosion	X
Serious Eye Damage/Irritation	X
Respiratory or Skin sensitisation	X
Mutagenicity	

Carcinogenicity	X
Reproductivity	X
STOT - Single Exposure	X
STOT - Repeated Exposure	X
Aspiration Hazard	X

Legend:

X – Data either not available or does not fill the criteria for classification
 √ – Data available to make classification

SECTION 12 - ECOLOGICAL INFORMATION

	Endpoint	Test Duration (HR)	Species	Value	Source
Rawboard	Not available	Not available	Not available	Not available	Not available
Melamine/urea/formaldehyde resin	Not available	Not available	Not available	Not available	Not available
Urea/formaldehyde resin	LC50	96	Fish	178000 mg/l	3
	EC50	96	Algae and other aquatic plants	3590000 mg/l	3
Legend:	Extracted from 1. IUCLID Toxicity Data 2. Europe ECHA Registered Substances - Ecotoxicological Information - Aquatic Toxicity 3. EPIWIN Suite V3.12 (QSAR) - Aquatic Toxicity Data (Estimated) 4. US EPA, Ecotox database - Aquatic Toxicity Data 5. ECETOC Aquatic Hazard Assessment Data 6. NITE (Japan) - Bioconcentration Data 7. METI (Japan) - Bioconcentration Data 8. Vendor Data				

DO NOT discharge into sewer or waterways.

Persistence and degradability

Ingredient	Persistence Water/Soil	Persistence air
Urea/formaldehyde resin	Low	Low

Bioaccumulative potential

Ingredient	Persistence Water/Soil
Urea/formaldehyde resin	Low (logKOW = -3.4014)

Mobility in soil

Ingredient	Persistence Water/Soil
Urea/formaldehyde resin	High (KOC = 1)

SECTION 13 - DISPOSAL CONSIDERATIONS

Packing disposal

- Containers may still present a chemical hazard/danger when empty
- Return to supplier for reuse/recycling if possible

Otherwise:

- If container cannot be cleaned sufficiently well to ensure that residuals do not remain or if the container cannot be used to store the same product, then puncture containers, to prevent re-use, and bury at an authorised landfill
- Where possible retain label warnings and SDS and observe all notices pertaining to the product
- Recycle wherever possible
- Consult manufacturer for recycling options or consult local or regional waste management authority for disposal if no suitable treatment or disposal facility can be identified
- Dispose of by: burial in a land-fill specifically licensed to accept chemical and/or pharmaceutical wastes or Incineration in a licensed apparatus (after admixture with suitable combustible material)
- Decontaminate empty containers. Observe all label safeguards until containers are cleaned and destroyed

SECTION 14 - TRANSPORT INFORMATION

Marine pollutant: No

Hazchem: Not applicable

Land transport (ADG): Not regulated for transport of dangerous goods

Air transport (ICAO-IATA / DGR): Not regulated for transport of dangerous goods

Sea transport (IMDG-Code / GGVSee): Not regulated for transport of dangerous goods

Transport in bulk according to Annex II of MARPOL and the IBC code: Not applicable

SECTION 15 - REGULATORY INFORMATION**15.1 Safety, health and environmental regulations/legislation specific for the substance or mixture**

Melamine/urea/formaldehyde resin is found on the following regulatory lists

Australia Inventory of Chemical Substances (AICS)

Urea/formaldehyde resin is found on the following regulatory lists

Australia Inventory of Chemical Substances (AICS)

15.2 ECHA SUMMARY

Ingredient	CAS number	Index No	ECHA Dossier
Melamine/urea/formaldehyde resin	25036-13-9	Not available	Not available

Harmonisation (C&L Inventory)	Hazard Class and Category Code(s)	Pictograms Signal Word Code(s)	Hazard Statement Code(s)
1	Flam. Liq. 3; Eye Irrit. 2	GHS02; GHS07; Wng	H226; H319
Harmonisation Code 1 = The most prevalent classification. Harmonisation Code 2 = The most severe classification.			

Ingredient	CAS number	Index No	ECHA Dossier
Urea/formaldehyde resin	011-05-6	Not available	Not available

Harmonisation (C&L Inventory)	Hazard Class and Category Code(s)	Pictograms Signal Word Code(s)	Hazard Statement Code(s)
1	Skin Sens. 1	Wng	H317
1	Not classified	Not available	Not available
Harmonisation Code 1 = The most prevalent classification. Harmonisation Code 2 = The most severe classification.			

15.3 National Inventory Status

National Inventory	Status
Australia - AICS	Yes
Canada - DSL	Yes
Canada - NDSL	No (melamine/urea/formaldehyde resin; urea/formaldehyde resin)
China - IECSC	No (urea/formaldehyde resin)
Europe - EINEC/ELINCS/NLP	No (melamine/urea/formaldehyde resin; urea/formaldehyde resin)
Japan - ENCS	No (urea/formaldehyde resin)
Korea - KECI	Yes

National Inventory	Status
New Zealand - NZIoC	Yes
Philippines - PICCS	No (melamine/urea/formaldehyde resin)
USA - TSCA	Yes
Taiwan - TCSI	Yes
Mexico - INSQ	No (melamine/urea/formaldehyde resin; urea/formaldehyde resin)
Vietnam - NCI	Yes
Russia - ARIPS	No (melamine/urea/formaldehyde resin)

Legend:

Yes = All CAS declared ingredients are on the inventory

No = One or more of the CAS listed ingredients are not on the inventory and are not exempt from listing (see specific ingredients in brackets)

SECTION 16 - OTHER INFORMATION

16.1 Definitions and abbreviations

- PC—TWA:** Permissible Concentration-Time Weighted Average
- PC—STEL:** Permissible Concentration-Short Term Exposure Limit
- IARC:** International Agency for Research on Cancer
- ACGIH:** American Conference of Governmental Industrial Hygienists
- STEL:** Short Term Exposure Limit
- TEEL:** Temporary Emergency Exposure Limit
- IDLH:** Immediately Dangerous to Life or Health Concentrations
- OSF:** Odour Safety Factor
- NOAEL:** No Observed Adverse Effect Level
- LOAEL:** Lowest Observed Adverse Effect Level
- TLV:** Threshold Limit Value
- LOD:** Limit Of Detection
- OTV:** Odour Threshold Value
- BCF:** Bio Concentration Factors
- BEI:** Biological Exposure Index

16.2 Disclaimer

Whilst the information contained in this document is based on data which, to the best of our knowledge, was accurate and reliable at the time of preparation, we can accept no responsibility for errors and omissions. The provision of this information should not be construed as a recommendation to use any of our products in violation of any patent rights or breach of any statute or regulation. Users are advised to make their own determination as to the suitability of this information in relation to their particular purposes and specific circumstances. Since the information contained in this document may be applied under conditions beyond our control, we can accept no responsibility for any loss or damage caused by any person acting or refraining from action as a result of this information.