



ForestOne®
Specified Responsibly

DESIGNER GROOVE®

ALL-PURPOSE INTERIOR PANEL — WET AND DRY





DESIGNER GROOVE®

PRE-PRIMED. MOISTURE-RESISTANT. READY TO PAINT.

Bring style and detail to your interiors with DESIGNER GROOVE, a high-performance decorative panel made in Australia from Ultra Moisture-Resistant MDF. Crafted using FSC® certified, responsibly sourced plantation, it's the modern solution for residential and commercial spaces where design meets durability.

Unlike standard MDF panels, DESIGNER GROOVE is engineered with advanced MDI resin technology delivering exceptional water resistance. Proven through rigorous lab testing

to resist expansion from prolonged moisture exposure, it's a reliable choice for both wet and dry interior environments.

Designed for fast installation and a flawless finish, each panel is pre-primed and ready to paint, making it the perfect choice for feature walls, bathrooms, laundries, kitchens and beyond. The hidden tongue-and-groove system ensures a seamless fit, while the formaldehyde-free panel delivers safer indoor air quality.

ForestOne is an Australian-owned company focused on delivering quality locally manufactured and sourced, wood-based and decorative building products that enable architects and designers to Specify Responsibly.



Australian owned



National operations



140+ year history



FSC and PEFC certified products



Expanding and extensive product range



Global supply network

Commercial benefits

- ✓ Australian-made product for local supply and faster lead times
- ✓ Ultra Moisture-Resistant MDF panel suitable for wet and dry areas
- ✓ Formaldehyde-free (MDI resin) for improved indoor air quality
- ✓ Available in three on-trend profiles: VJ100, VJ150 and REGENCY150
- ✓ Suitable for residential and commercial applications, from bathrooms to retail fit-outs
- ✓ High impact and abrasion resistance for long-term durability

Fabrication advantages

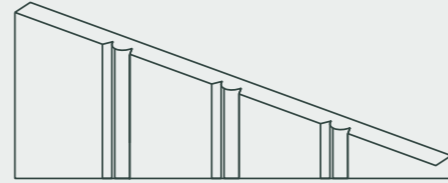
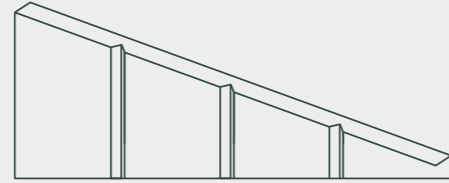
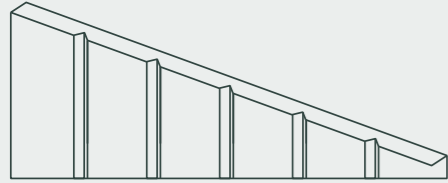
- ✓ Pre-primed with a smooth UV coating and ready to paint surface (saves finishing time and labour costs)
- ✓ Hidden blue tongue-and-groove joint system for seamless installation
- ✓ Stable and consistent Ultra Moisture-Resistant MDF panel minimises warping and swelling
- ✓ Can be installed over studs or existing walls
- ✓ No need for sanding or sealing before painting
- ✓ Standard panel sizes optimise sheet coverage and reduce waste

Product applications

- ✓ Living room / dining
- ✓ Bedrooms
- ✓ Bathrooms
- ✓ Laundries
- ✓ Kitchens
- ✓ Feature walls and ceilings
- ✓ Commercial / retail
- ✓ Restaurants
- ✓ Auditoriums
- ✓ Office fit-outs
- ✓ High traffic areas

Product Range

AVAILABLE IN CLASSIC V-JOINT
AND REGENCY PROFILES



VJ100

A classic vertical joint profile with 100mm centres and 7mm wide grooves. Perfect for adding texture to contemporary and coastal interiors.

VJ150

Features wider 150mm centres with 7mm grooves. Well-suited to modern interiors and larger wall spans that complements both traditional and minimalist design schemes.

REGENCY150

Bold 14mm grooves spaced at 150mm centres for a strong visual presence, adding depth to interior spaces and creating a statement features with timeless appeal.



DESIGNER GROOVE VJ100



DESIGNER GROOVE VJ150



Profile Guide

VJ100



| Thickness (mm) | Length (mm) | Width (mm) | Weight (kg/sheet) | Product code |
|----------------|-------------|------------|-------------------|---------------|
| 9 | 2400 | 1200 | 19.3 | MDCD241209VJP |
| 9 | 2700 | 1200 | 21.7 | MDCD271209VJP |
| 9 | 3000 | 1200 | 24.2 | MDCD301209VJP |
| 9 | 3600 | 1200 | 29.12 | MDCD361209VJP |

VJ150



| Thickness (mm) | Length (mm) | Width (mm) | Weight (kg/sheet) | Product code |
|----------------|-------------|------------|-------------------|-----------------|
| 9 | 2400 | 1200 | 19.3 | MDCD241209VJP15 |
| 9 | 2700 | 1200 | 21.7 | MDCD271209VJP15 |
| 9 | 3000 | 1200 | 24.2 | MDCD301209VJP15 |
| 9 | 3600 | 1200 | 29.12 | MDCD361209VJP15 |

REGENCY150



| Thickness (mm) | Length (mm) | Width (mm) | Weight (kg/sheet) | Product code |
|----------------|-------------|------------|-------------------|-----------------|
| 9 | 2400 | 1200 | 19.3 | MDCD241209REGNP |
| 9 | 2700 | 1200 | 21.7 | MDCD271209REGNP |
| 9 | 3000 | 1200 | 24.2 | MDCD301209REGNP |
| 9 | 3600 | 1200 | 29.12 | MDCD361209REGNP |

NOTE: Profile runs the length of the panel

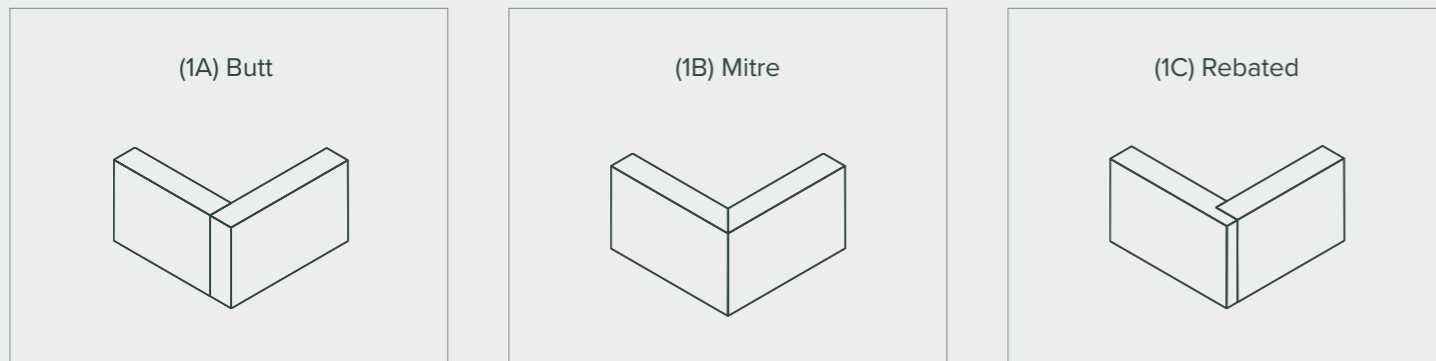
Finishing Options

CORNERS AND END-JOINS

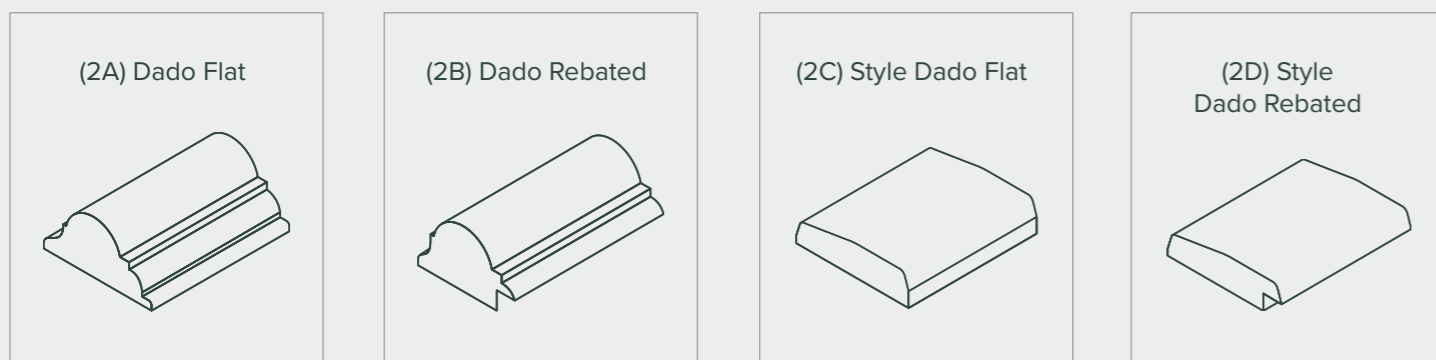
There are many ways to finish DESIGNER GROOVE panels in wall and ceiling applications, similar to plasterboard.

Outlined below are examples of finishing options for corners and end-joints. These products are commonly available from local hardware retailers and may help achieve a clean, professional finish for your DESIGNER GROOVE panel projects.

Corners



End-joints







1300 088 066
enquiries@forest.one
www.forest.one



The colours and finishes for all imagery and swatches featured may vary due to paper, printing processes and lighting. For an accurate representation of the product, please view a physical sample.
Specified Responsibly is a registered trademark owned by Forest One Pty. Ltd. All Rights Reserved.